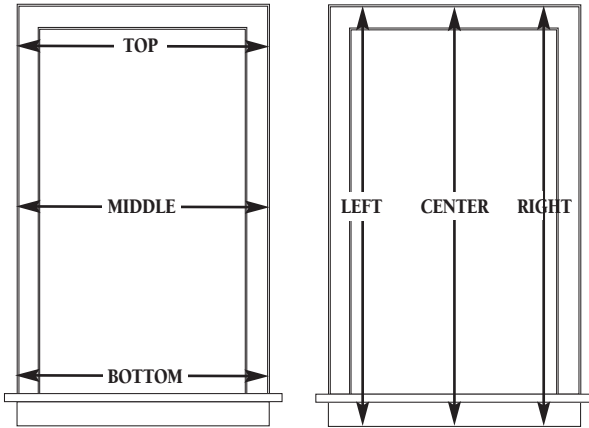


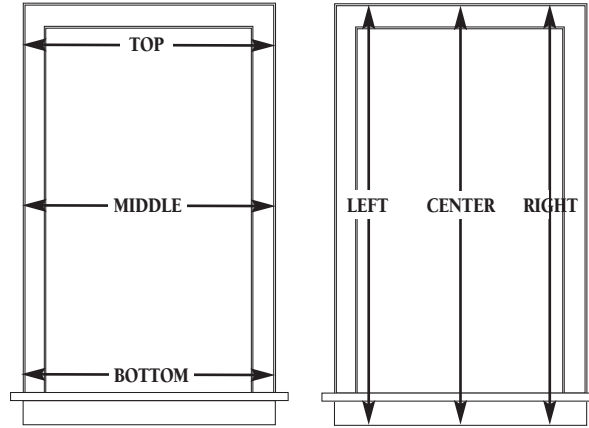


Measuring for windows requiring OUTSIDE mount

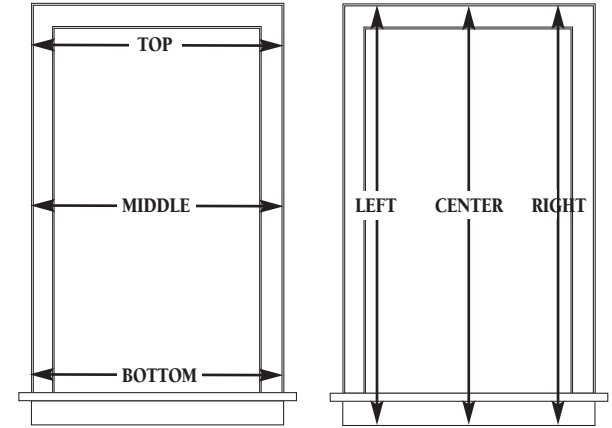
Important: Measure windows with a good quality 1/2" steel tape measure, providing measurements in centimeters rounded to the nearest tenth (ex. 97.4 cm), or in inches rounded to the nearest 1/8".



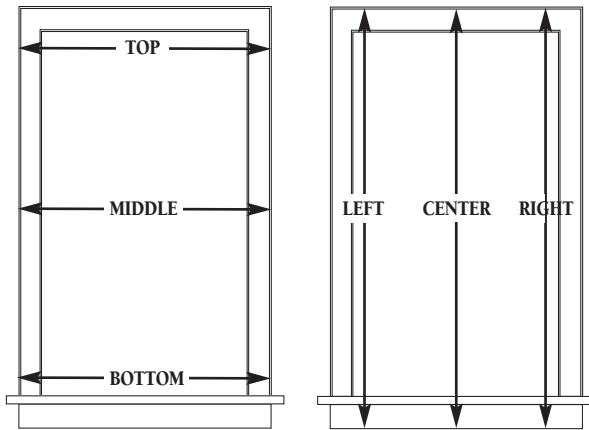
Room: _____ Window location: _____
Width T: _____ Width M: _____ Width B: _____
Height L: _____ Height c: _____ Height R: _____
Protrusions or obstructions? _____



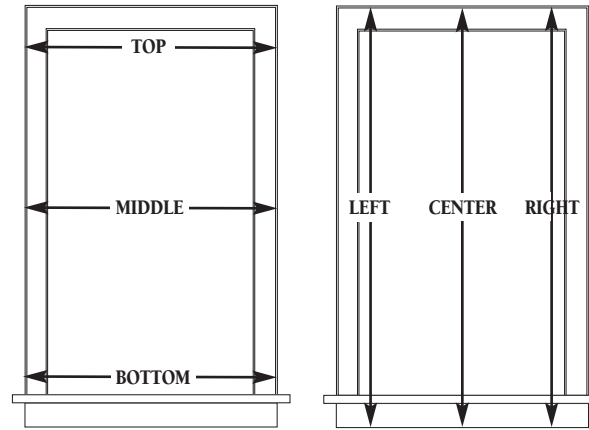
Room: _____ Window location: _____
Width T: _____ Width M: _____ Width B: _____
Height L: _____ Height c: _____ Height R: _____
Protrusions or obstructions? _____



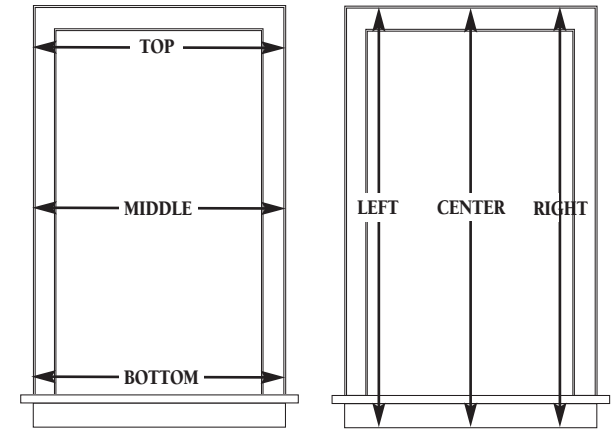
Room: _____ Window location: _____
Width T: _____ Width M: _____ Width B: _____
Height L: _____ Height c: _____ Height R: _____
Protrusions or obstructions? _____



Room: _____ Window location: _____
Width T: _____ Width M: _____ Width B: _____
Height L: _____ Height c: _____ Height R: _____
Protrusions or obstructions? _____



Room: _____ Window location: _____
Width T: _____ Width M: _____ Width B: _____
Height L: _____ Height c: _____ Height R: _____
Protrusions or obstructions? _____



Room: _____ Window location: _____
Width T: _____ Width M: _____ Width B: _____
Height L: _____ Height c: _____ Height R: _____
Protrusions or obstructions? _____